




# NAACL 2019: Treasurer Report

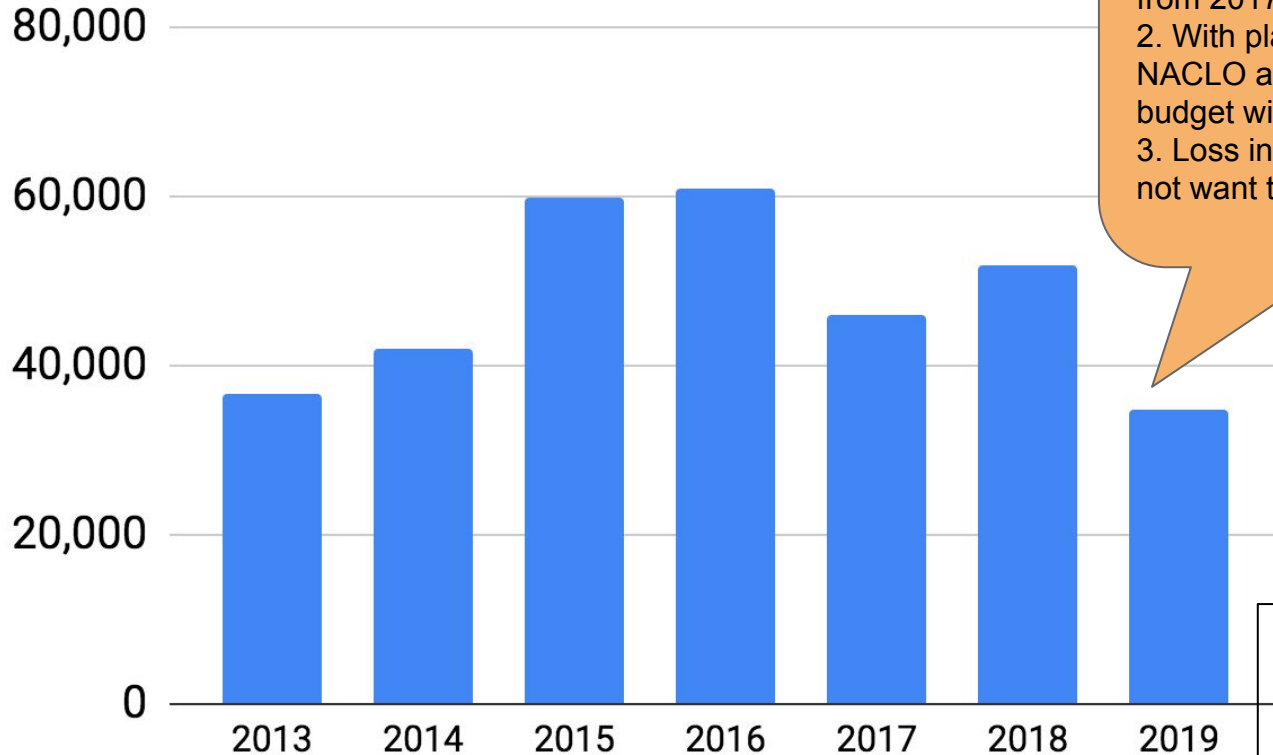
Jonathan May - June 05, 2019



# NAACL Treasurer Report

- Conference Income
  - 2012-2014: **surpluses** (recovering from big losses)
  - 2015: \$36k **loss** (unaccounted for in accounting until 2019)
  - 2016: \$29k **surplus**
  - 2017: 
  - 2018: 
  - 2019: 
- NAACL Expenses
  - 2012: \$26k
  - 2013-2014: \$6k (period of austerity)
  - 2015: \$26k
  - 2016-2018: 'new normal levels' (~\$18k) for ERF, JSALT, NACLO
  - 2019: mini-austerity (~\$13k)

# NAACL Budget Balance



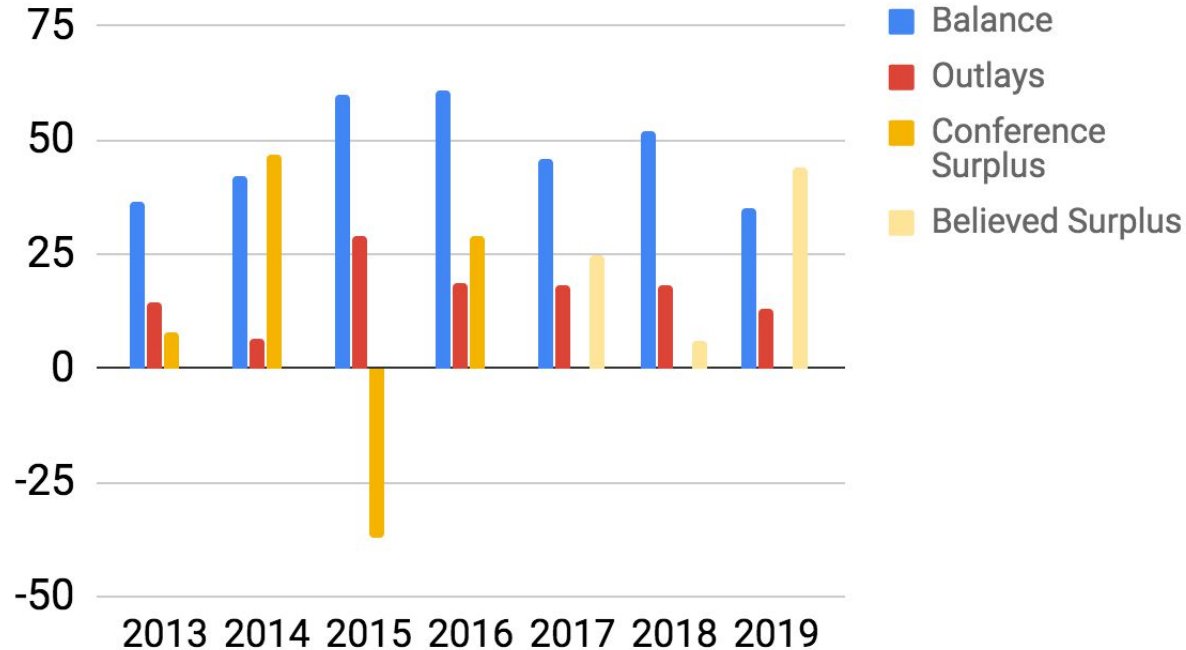
**Notes:**

1. Does not account for profit/loss from 2017 onward
2. With planned outlays (ERF, NACLO and JSALT = 13k, budget will be 22k in August.
3. Loss in 2015 was 36k. We did not want to go negative

Note that budget is budget total at NAACL meeting; outlays are for the entire year and surplus is for that year's conference.

# NAACL Budget Balance

Balance, Outlays, and Conference Surplus (x1000)



Note that budget is budget total at NAACL meeting; outlays are for the entire year and surplus is for that year's conference.

# Outlays: 2012-2018

