

NAACL 2017: Treasurer Report

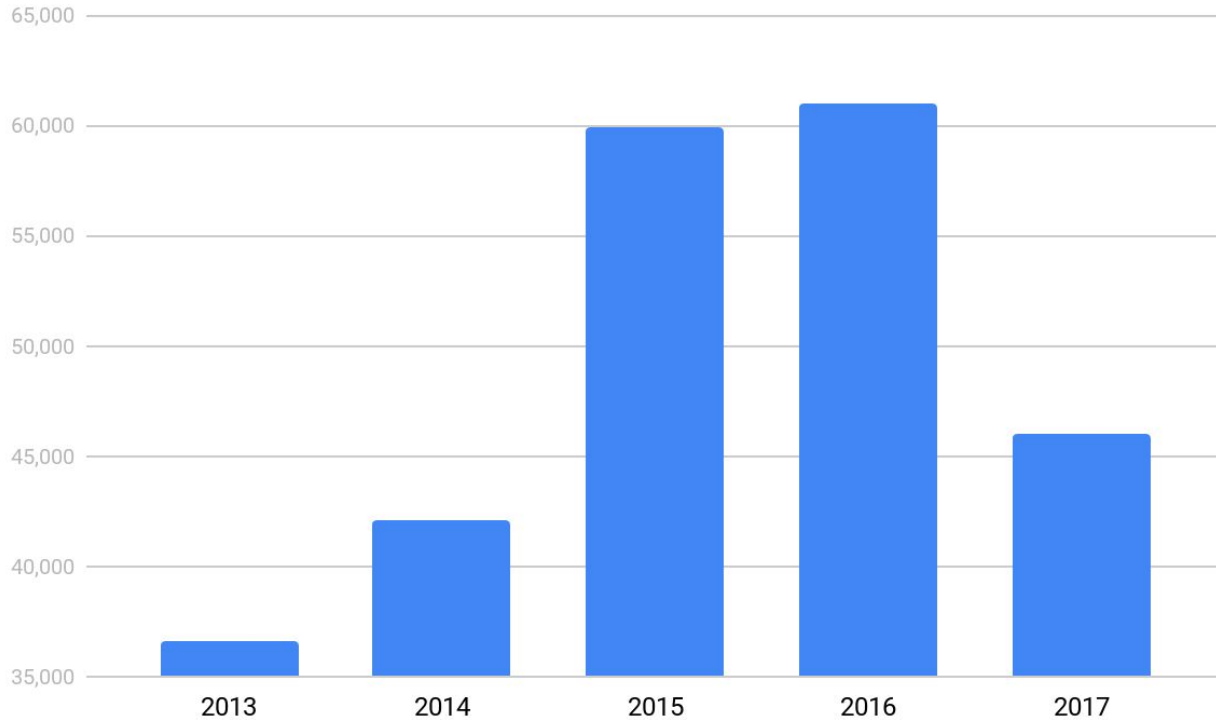
A nighttime photograph of a city waterfront. In the foreground, a large bridge with a truss structure spans across a body of water. The water is filled with numerous sailboats and other vessels. To the right, a dense cluster of modern high-rise buildings is illuminated with warm lights, their windows glowing. In the background, a range of dark mountains is silhouetted against a twilight sky with soft, horizontal light bands. The overall scene is a vibrant urban landscape at dusk.

Joel Tetreault - July 30, 2017

NAACL Treasurer Report

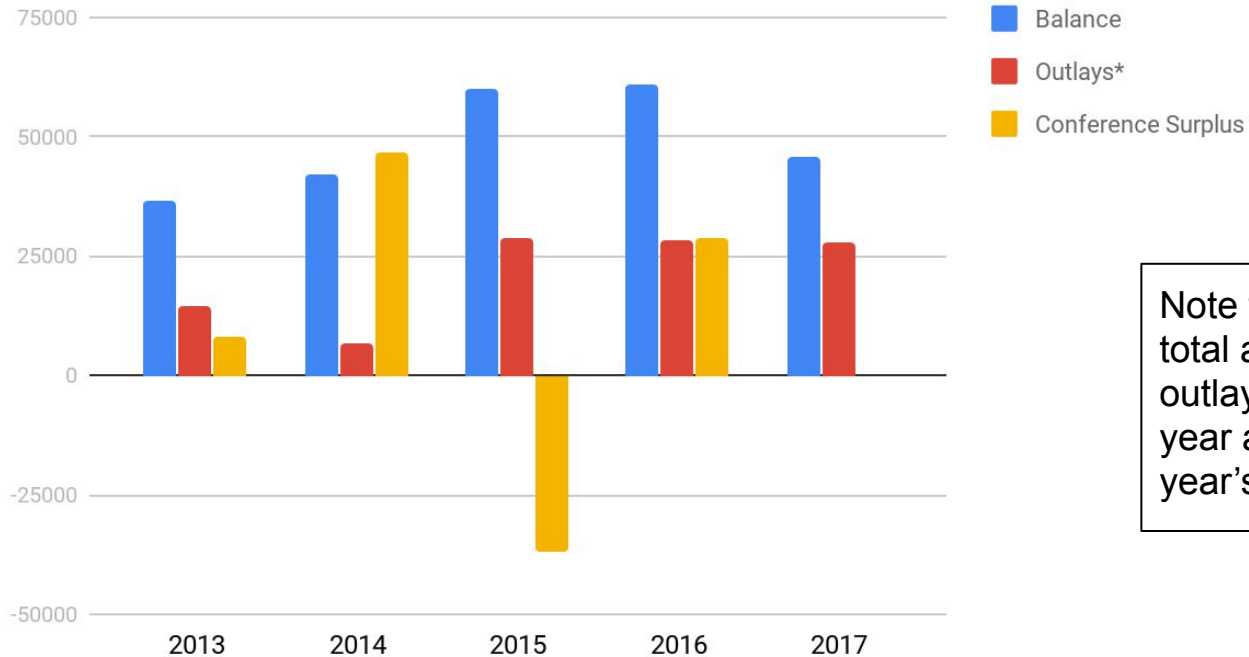
- 2012-2014: period of austerity to build up balance
 - Enabled us to fund important organizations and events the last two years
- NAACL12,13 and ACL14 all had surpluses
- NAACL15 had a loss of 37k but '16 had a surplus of 29k
- Despite pinch that '15 put us in, we continued to fund things at our usual levels in 2016

NAACL Budget Balance



NAACL Budget Balance

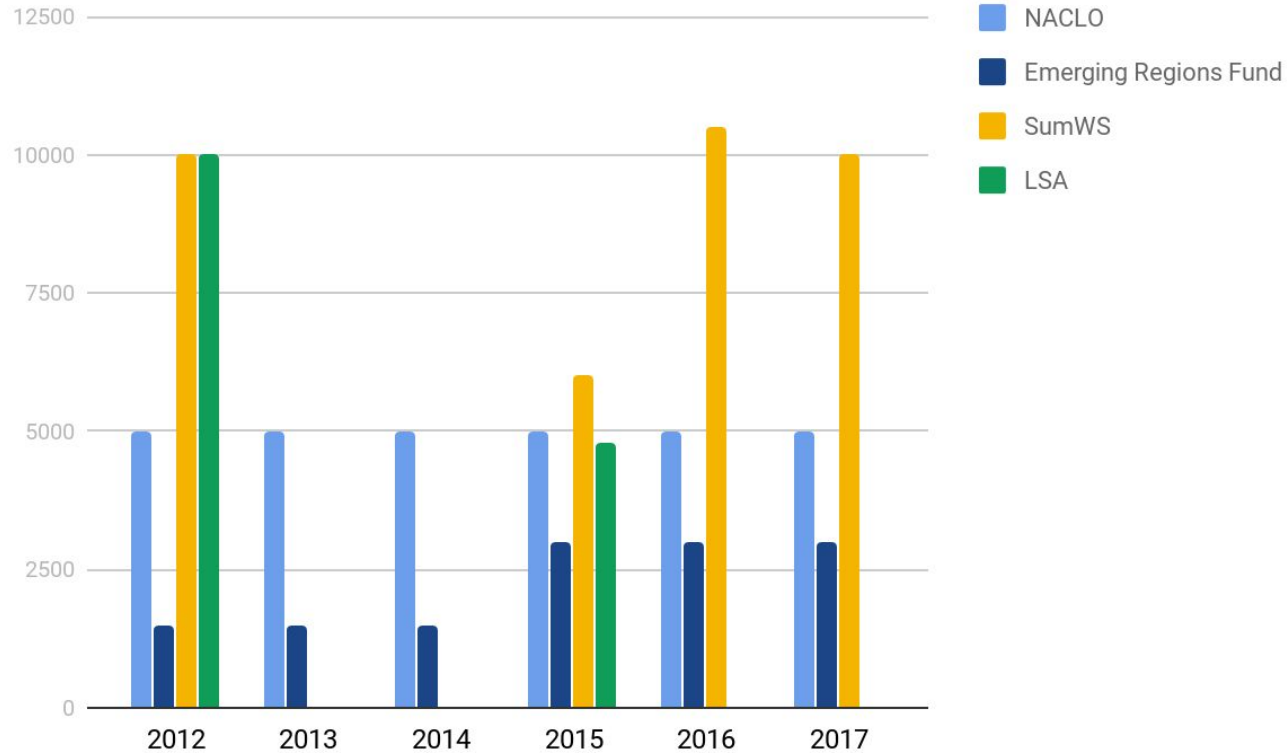
Balance, Outlays* and Conference Surplus



Note that budget is budget total at NAACL meeting; outlays are for the entire year and surplus is for that year's conference.

* Outlays do not include the usual ~10k for video recording

Outlays: 2012-2017



* Outlays do not include the usual ~10k for video recording

Discussion

- Need more sponsorship!
 - Get creative with other companies getting into NLP (finance, gaming, health, etc.); have more sponsorship chairs?
 - Get creative with emerging regions
- Conference merging
 - could we gain by co-located with Machine Learning and Linguistics conferences.

Discussion

- Move outlays to after conference so we aren't playing guessing games anymore?
- Get a more precise signal, earlier, on how conference performs?
- Should we prioritize certain activities over others?